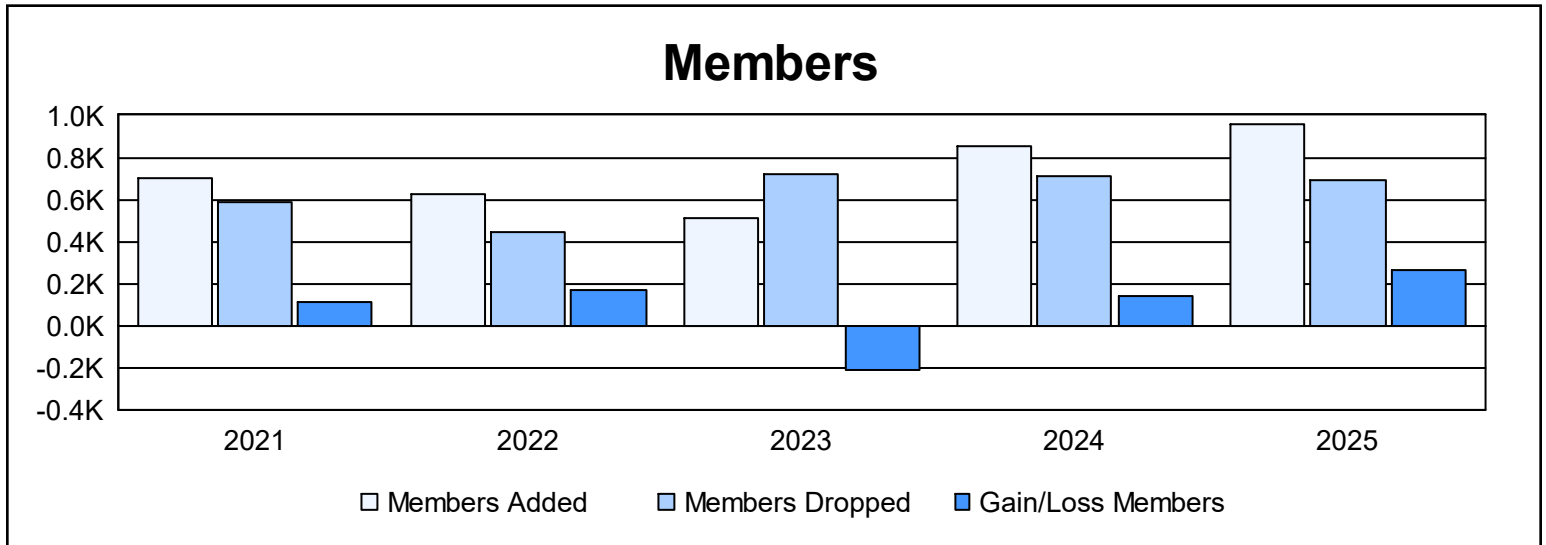
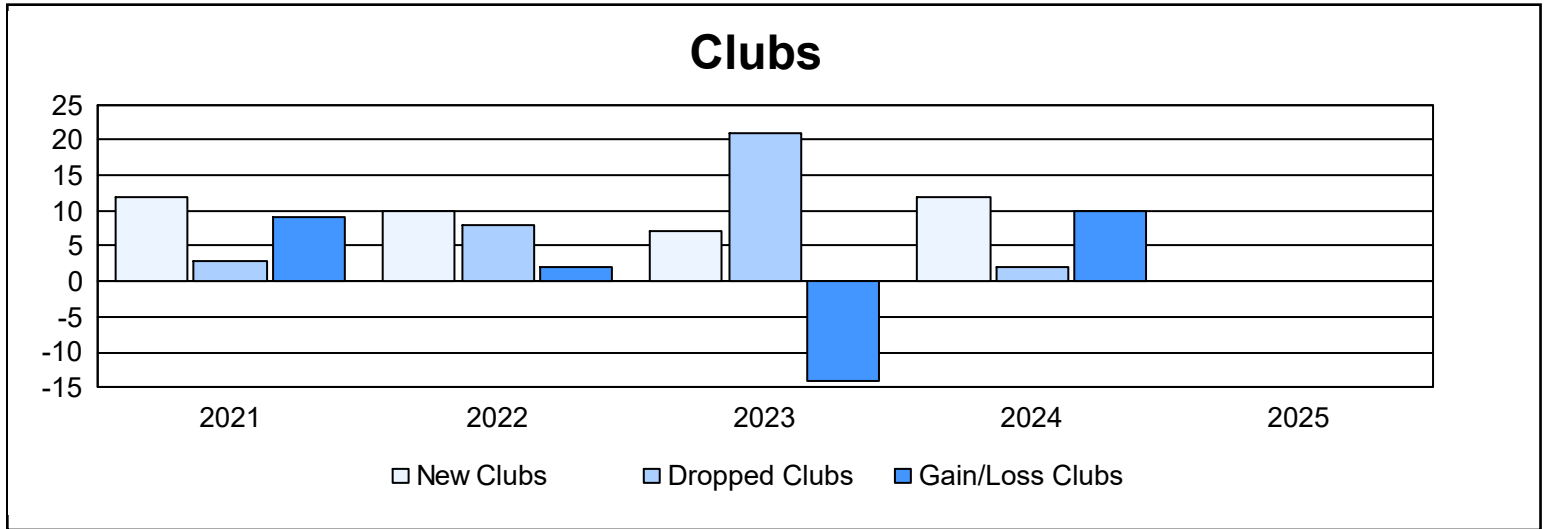
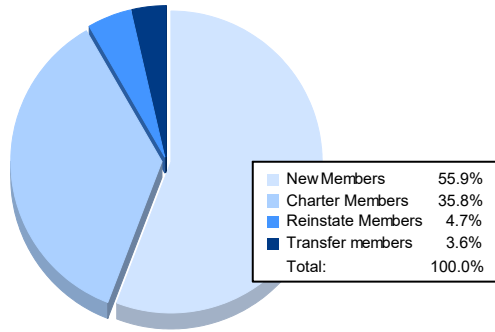


Year	New Clubs	Dropped Clubs	Gain/ Loss Clubs	New Members	Charter Members	Reinstate Members	Transfer Members	Total Member Added	Total Members Dropped	Gain/ Loss Members
2020-2021	12	3	9	298	356	24	23	701	589	112
2021-2022	10	8	2	344	241	19	16	620	448	172
2022-2023	7	21	-14	286	199	19	5	509	724	-215
2023-2024	12	2	10	431	335	82	7	855	714	141
2024-2025				533	342	45	34	954	692	262
<b>Average</b>	<b>10</b>	<b>9</b>	<b>2</b>	<b>378</b>	<b>295</b>	<b>38</b>	<b>17</b>	<b>728</b>	<b>633</b>	<b>94</b>



### Membership Composition June 2025 Cumulative



### Gender Composition June 2025 Cumulative

